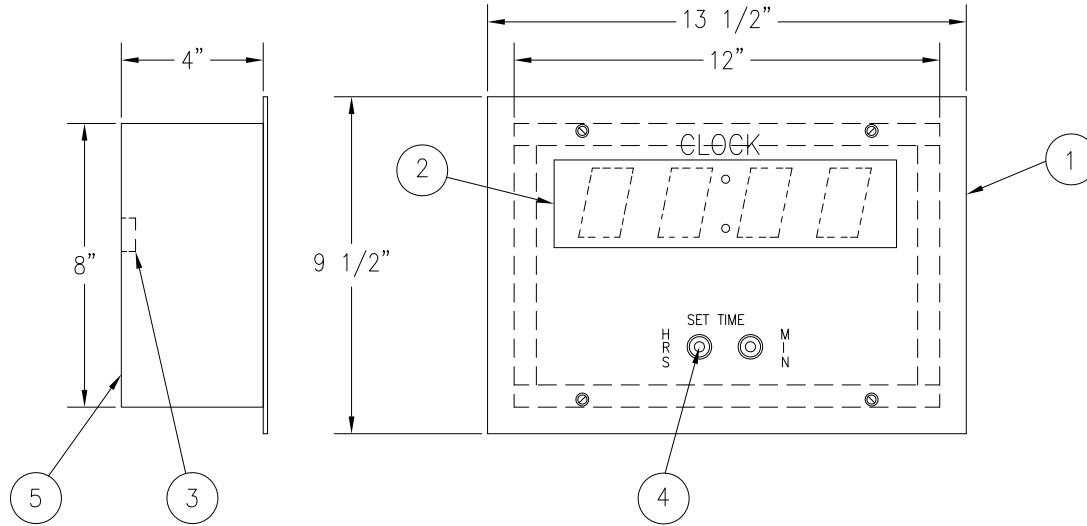
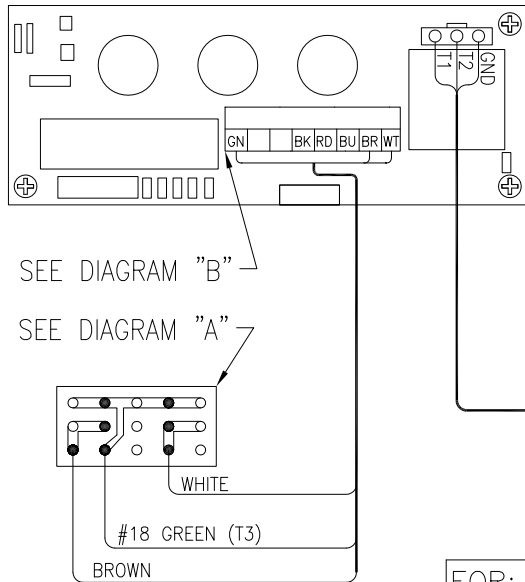


DIGITAL CLOCK



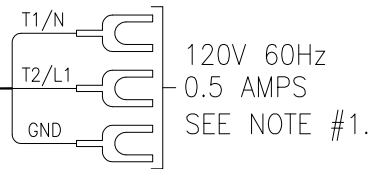
BILL OF MATERIALS	
ITEM NUM.	DESCRIPTION
1	TYPE 304 STAINLESS STEEL FRONT
2	DIGITAL CLOCK DISPLAY
3	TERMINAL BLOCK
4	CLOCK CONTROLS
5	GALVANIZED BOX, 12" x 8" x 4" CONDUIT ENTRY ON TOP, BOTTOM, OR EITHER SIDE

DC WIRING DIAGRAM
REAR VIEW OF DC

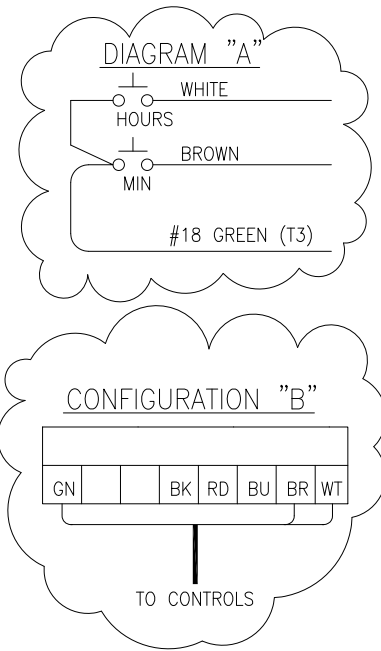


REFERENCE ONLY

#20 GA. MTW FOR T1 & T2.
#18 GA. MTW FOR GND.
24" LENGTH.



TOTAL REQUIRED _____



NOTES:
1.) CONTRACTOR'S CONNECTION'S MUST BE MADE WITH CSA APPROVED, MIN. 300 VOLT 14 GAGE THHN OR EQUAL.

FOR: _____ S.O. NUM.: _____

STD. B.O.M.: DC.xls	ACAD STD.: DC-A.dwg	TITLE/DESCRIPTION: DIGITAL CLOCK TYPE: DC	
<p>POST GLOVER LIFELINK 167 GAP WAY ERLANGER, KY U.S.A. 41018 (859) 283-5900 COPYRIGHT © 2006</p>		DFTR: JJM	DATE: 01/21/00
		DWG. NO.: DC-A	REV.: 01

ECN#06052. UPDATED BORDER.
JJM 04/07/06 01
REVISIONS

THIS DOCUMENT AND THE INFORMATION IT CONTAINS ARE THE PROPERTY OF POST GLOVER LIFELINK. IT IS DISCLOSED FOR THE PURPOSE FOR WHICH IT IS FURNISHED AND SHALL NOT BE DUPLICATED OR DISTRIBUTED.